

BLINDNIETE

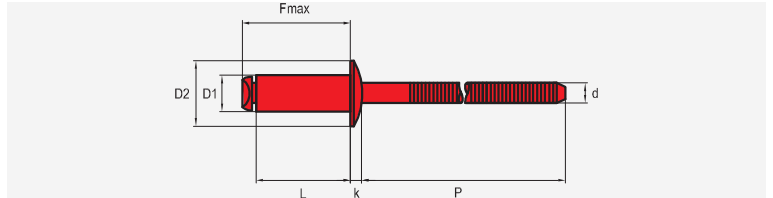

FLACHRUNDKOPF MIT GERILLEM NIETDORN

BLIND RIVETS

DOMED HEAD WITH GROOVED MANDREL

RIVETS AVEUGLES


TÊTE PLATE AVEC CLOU CANNÉLÉ










Edelstahl A4 [1.4401]
Stainless steel A4 [AISI 316]
Acier inox A4 [1.4401]


Edelstahl A4 [1.4401]
Stainless steel A4 [AISI 316]
Acier inox A4 [1.4401]








Ø 3,0 mm

D1 = 3,0 + 0,08 / - 0,1 mm
D2 = 6,5 + 0 / - 0,7 mm
k = 0,8 + / - 0,2 mm
d = 1,9 mm
P = ≥ 27,0 mm
L = + 1,0 / - 0,2 mm
 3,1 mm


	F-Max						
3,0 x 6,0 mm	10,4 mm	1,0 - 3,0 mm	70441 30600	1600 N	2000 N	1000	10000
3,0 x 8,0 mm	12,4 mm	3,0 - 5,0 mm	70441 30800			1000	10000
3,0 x 10,0 mm	14,4 mm	5,0 - 7,0 mm	70441 30100			1000	10000








Ø 3,2 mm

D1 = 3,2 + 0,08 / - 0,1 mm
D2 = 6,5 + 0 / - 0,7 mm
k = 0,8 + / - 0,2 mm
d = 2,0 mm
P = ≥ 27,0 mm
L = + 1,0 / - 0,2 mm
 3,3 mm


	F-Max						
3,2 x 6,0 mm	10,9 mm	1,0 - 3,0 mm	70441 32600	1800 N	2500 N	1000	10000
3,2 x 8,0 mm	12,9 mm	3,0 - 5,0 mm	70441 32800			1000	10000
3,2 x 10,0 mm	14,9 mm	5,0 - 7,0 mm	70441 32100			1000	10000
3,2 x 12,0 mm	16,9 mm	7,0 - 9,0 mm	70441 32120			1000	10000








Ø 4,0 mm

D1 = 4,0 + 0,08 / - 0,15 mm
D2 = 8,0 + 0 / - 1,0 mm
k = 1,0 + / - 0,3 mm
d = 2,5 mm
P = ≥ 27,0 mm
L = + 1,0 / - 0,2 mm
 4,1 mm

	F-Max						
4,0 x 6,0 mm	10,9 mm	1,0 - 2,5 mm	70441 40600	3100 N	3800 N	1000	10000
4,0 x 8,0 mm	12,9 mm	2,5 - 4,5 mm	70441 40800			1000	10000
4,0 x 10,0 mm	14,9 mm	4,5 - 6,5 mm	70441 40100			1000	10000
4,0 x 13,0 mm	17,9 mm	6,5 - 9,5 mm	70441 40130			500	5000
4,0 x 16,0 mm	20,9 mm	9,5 - 12,0 mm	70441 40160			500	5000
4,0 x 18,0 mm	22,9 mm	12,0 - 14,0 mm	70441 40180			500	5000
4,0 x 20,0 mm	24,9 mm	14,0 - 16,0 mm	70441 40200			500	5000

Ø 4,8 mm

D1 = 4,8 + 0,08 / - 0,15 mm
D2 = 9,5 + 0 / - 1,0 mm
k = 1,1 + / - 0,3 mm
d = 2,9 mm
P = ≥ 27,0 mm
L = + 1,0 / - 0,2 mm
 4,9 mm

	F-Max						
4,8 x 8,0 mm	13,4 mm	1,5 - 4,0 mm	70441 48800	4500 N	6000 N	500	5000
4,8 x 10,0 mm	15,4 mm	4,0 - 6,0 mm	70441 48100			500	5000
4,8 x 12,0 mm	17,4 mm	6,0 - 8,0 mm	70441 48120			500	5000
4,8 x 14,0 mm	19,4 mm	8,0 - 9,5 mm	70441 48140			500	5000
4,8 x 16,0 mm	21,4 mm	9,5 - 11,0 mm	70441 48160			500	5000
4,8 x 18,0 mm	23,4 mm	11,0 - 13,0 mm	70441 48180			500	5000
4,8 x 20,0 mm	25,4 mm	13,0 - 15,0 mm	70441 48200			500	5000
4,8 x 22,0 mm	27,4 mm	15,0 - 17,0 mm	70441 48220			500	5000
4,8 x 25,0 mm	30,4 mm	17,0 - 20,0 mm	70441 48250			250	2500

BLINDNIETE

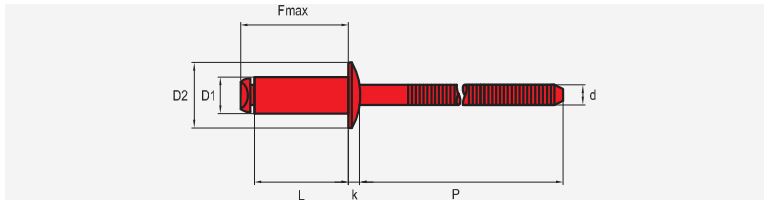
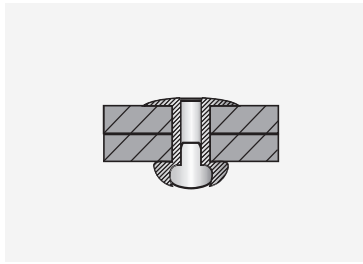
FLACHRUNDKOPF MIT GERILLTEM NIETDORN

BLIND RIVETS

DOMED HEAD WITH GROOVED MANDREL

RIVETS AVEUGLES

TÊTE PLATE AVEC CLOU CANNELÉ



Edelstahl A4 [1.4401]
Stainless steel A4 [AISI 316]
Acier inox A4 [1.4401]

Edelstahl A4 [1.4401]
Stainless steel A4 [AISI 316]
Acier inox A4 [1.4401]

Ø 5,0 mm

D1 = 5,0 + 0,08 / - 0,15 mm

D2 = 9,5 + 0 / - 1,0 mm







k = 1,1 + / - 0,3 mm

d = 2,9 mm

P ≥ 27,0 mm

L = + 1,0 / - 0,2 mm

 5,1 mm

	F-Max		CODE				
5,0 x 8,0 mm	13,4 mm	2,0 - 4,0 mm	70441 50800	5000 N	6500 N	500	5000
5,0 x 10,0 mm	15,4 mm	4,0 - 6,0 mm	70441 50100			500	5000
5,0 x 12,0 mm	17,4 mm	6,0 - 8,0 mm	70441 50120			500	5000
5,0 x 14,0 mm	19,4 mm	8,0 - 10,0 mm	70441 50140			500	5000
5,0 x 16,0 mm	21,4 mm	10,0 - 12,0 mm	70441 50160			500	5000
5,0 x 18,0 mm	23,4 mm	12,0 - 14,0 mm	70441 50180			500	5000
5,0 x 20,0 mm	25,4 mm	14,0 - 16,0 mm	70441 50200			500	5000