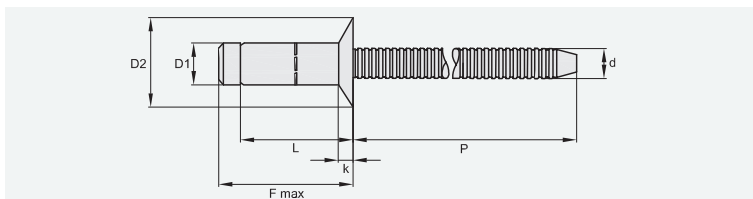




SENKKOPF (100°) MIT GERILLEM NIETDORN COUNTERSUNK HEAD (100°) WITH GROOVED MANDREL TÊTE FRAISÉE (100°) CLOU CANNELÉ

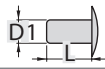










Aluminium AlMg 5 (5056 A)
Aluminium AlMg 5 (5056 A)
Aluminium AlMg 5 (5056 A)


Aluminium Legierung
Aluminium alloy
Aluminium alliage

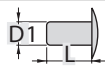








Ø 4,8 mm

D1 = 4,8 + 0,08 / - 0,15 mm
D2 = 8,8 + / - 0,40 mm
k = 1,8 + / - 0,40 mm
d = 3,1 + 0,10 / - 0,10 mm
P = ≥ 30,0 mm
L = + 0,5 / - 0,2 mm
 4,9 - 5,1 mm

	F max		CODE					
4,8 x 11,5 mm	15,0 mm	3,5 - 6,0 mm	74000 48115	2600 N	1700 N	222 N		
4,8 x 14,0 mm	17,5 mm	6,0 - 8,5 mm	74000 48140				250	2500
4,8 x 16,5 mm	20,0 mm	8,5 - 11,0 mm	74000 48165				250	2500

Ø 6,4 mm

D1 = 6,4 + 0,08 / - 0,15 mm
D2 = 10,6 + / - 0,40 mm
k = 2,0 + / - 0,40 mm
d = 4,17 + 0,10 / - 0,10 mm
P = ≥ 32,0 mm
L = + 0,5 / - 0,2 mm
 6,5 - 6,7 mm

	F max		CODE					
6,4 x 11,5 mm	16,0 mm	3,8 - 5,8 mm	74000 64115	2800 N	3500 N	445 N		
6,4 x 12,5 mm	17,0 mm	4,8 - 6,8 mm	74000 64125	3800 N			250	2500
6,4 x 13,5 mm	18,0 mm	5,8 - 7,8 mm	74000 64135	4300 N			250	2500
6,4 x 15,5 mm	20,0 mm	7,8 - 9,8 mm	74000 64155	5000 N			250	2500
6,4 x 17,5 mm	22,0 mm	9,8 - 11,8 mm	74000 64175				250	2500
6,4 x 19,5 mm	24,0 mm	11,8 - 13,8 mm	74000 64195				250	2500
6,4 x 21,5 mm	26,0 mm	13,8 - 15,8 mm	74000 64215				250	2500
6,4 x 23,5 mm	28,0 mm	15,8 - 17,8 mm	74000 64235				250	2500

¹⁾ typische Werte typical values valeurs typiques

Technische Änderungen vorbehalten Subject to technical modifications Sous réserve de modifications (techniques)