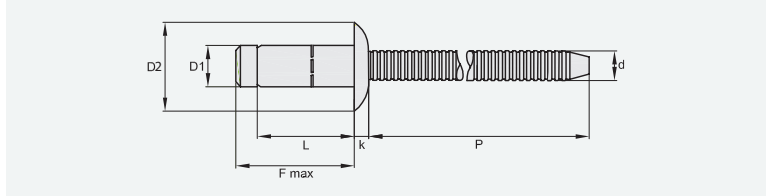




## FLACHRUNDKOPF MIT GERILLTEM NIETDORN DOMED HEAD WITH GROOVED MANDREL TÊTE PLATE CLOU CANNELÉ










Aluminium AlMg 5 (5056 A)  
Aluminium AlMg 5 (5056 A)  
Aluminium AlMg 5 (5056 A)


Aluminium Legierung  
Aluminium alloy  
Aluminium alliage

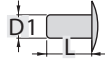






### Ø 4,8 mm

D1 = 4,8 + 0,08 / - 0,15 mm  
D2 = 9,5 + 0,30 / - 0,30 mm  
k = 2,4 + 0,20 / - 0,20 mm  
d = 3,1 + 0,10 / - 0,10 mm  
P = ≥ 30,0 mm  
L = + 0,3 / - 0,5 mm  
 4,9 - 5,1 mm

	F max		CODE						
4,8 x 9,0 mm	12,5 mm	1,5 - 3,5 mm	73900 04809	1800 N	2600 N	1700 N	222 N	250	2500
4,8 x 11,5 mm	15,0 mm	3,5 - 6,0 mm	73900 04811	250				2500	
4,8 x 14,0 mm	17,5 mm	6,0 - 8,5 mm	73900 04814	250				2500	
4,8 x 16,5 mm	20,0 mm	8,5 - 11,0 mm	73900 04816	250				2500	
4,8 x 19,0 mm	22,5 mm	11,0 - 13,5 mm	73900 04819	250				2500	

### Ø 6,4 mm

D1 = 6,4 + 0,08 / - 0,15 mm  
D2 = 12,8 + 0,30 / - 0,30 mm  
k = 2,9 + 0,20 / - 0,20 mm  
d = 4,17 + 0,10 / - 0,10 mm  
P = ≥ 32,0 mm  
L = + 0,3 / - 0,5 mm  
 6,5 - 6,7 mm

	F max		CODE						
6,4 x 9,0 mm	13,5 mm	1,5 - 3,5 mm	73900 06409	4300 N	5000 N	3500 N	445 N	250	2500
6,4 x 10,5 mm	15,0 mm	2,8 - 4,8 mm	73900 06410	250				2500	
6,4 x 12,5 mm	17,0 mm	4,8 - 6,8 mm	73900 06412	250				2500	
6,4 x 14,5 mm	19,0 mm	6,8 - 8,8 mm	73900 06414	250				2500	
6,4 x 16,5 mm	21,0 mm	8,8 - 10,8 mm	73900 06416	250				2500	
6,4 x 18,5 mm	23,0 mm	10,8 - 12,8 mm	73900 06418	250				2500	
6,4 x 20,5 mm	25,0 mm	12,8 - 14,8 mm	73900 06420	250				2500	
6,4 x 22,5 mm	27,0 mm	14,8 - 16,8 mm	73900 06422	250				2500	
6,4 x 24,5 mm	29,0 mm	16,8 - 18,8 mm	73900 06424	250	2500				

<sup>1)</sup> typische Werte typical values valeurs typiques

Technische Änderungen vorbehalten Subject to technical modifications Sous réserve de modifications (techniques)