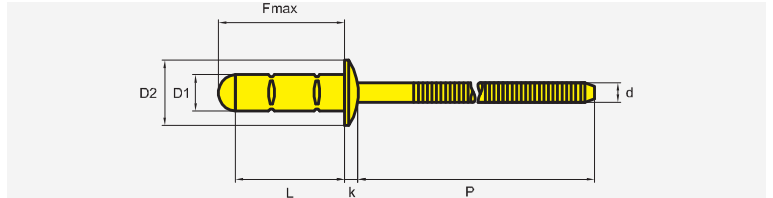
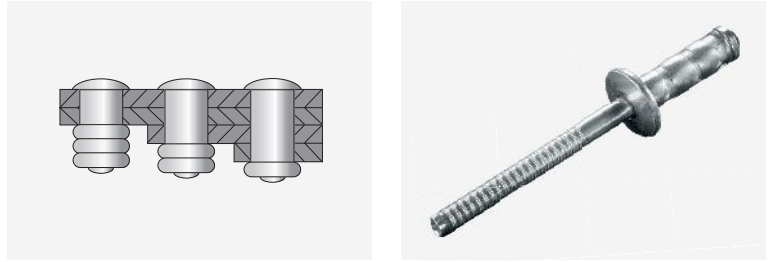


MEHRBEREICHSBLINDNIETE FLACHRUNDKOPF

MULTIGRIP BLIND RIVETS DOMED HEAD


RIVETS MULTI SERRAGE TÊTE PLATE

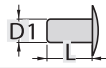








Stahl verzinkt
Steel zinc plated
Acier zingué


Stahl verzinkt
Steel zinc plated
Acier zingué

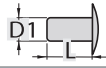






Ø 3,2 mm

D1 = 3,2 + 0,08 / - 0,13 mm
D2 = 7,2 + 0 / - 0,25 mm
k = ≤ 1,2 mm
d = 2,1 mm
P = ≥ 27,0 mm
L = + 1,0 / - 0,2 mm
 3,3 mm


	F-Max						
3,2 x 9,0 mm	13,0 mm	1,1 - 4,0 mm	77801 32900	1000 N	1400 N	1000	10000
3,2 x 12,0 mm	16,0 mm	1,1 - 7,0 mm	77801 32120			1000	10000
3,2 x 14,0 mm	18,0 mm	6,5 - 10,0 mm	77801 32140			1000	10000

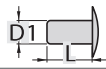






Ø 4,0 mm

D1 = 4,0 + 0,08 / - 0,15 mm
D2 = 8,1 + 0 / - 0,25 mm
k = ≤ 1,35 mm
d = 2,63 mm
P = ≥ 27,0 mm
L = + 1,0 / - 0,2 mm
 4,1 mm

	F-Max						
4,0 x 10,8 mm	14,8 mm	1,4 - 5,0 mm	77801 40108	1650 N	2400 N	1000	10000
4,0 x 12,5 mm	16,5 mm	2,9 - 7,0 mm	77801 40125			1000	10000
4,0 x 15,0 mm	19,0 mm	5,5 - 8,5 mm	77801 40150			1000	10000

Ø 4,8 mm

D1 = 4,8 + 0,08 / - 0,15 mm
D2 = 9,8 + 0 / - 0,25 mm
k = ≤ 2,0 mm
d = 3,1 mm
P = ≥ 27,0 mm
L = + 1,0 / - 0,2 mm
 4,9 mm

	F-Max						
4,8 x 10,2 mm	14,7 mm	1,4 - 5,0 mm	77801 48100	2400 N	3200 N	500	5000
4,8 x 12,7 mm	17,2 mm	3,5 - 7,5 mm	77801 48120			500	5000
4,8 x 17,5 mm	22,0 mm	7,5 - 12,5 mm	77801 48175			500	5000