

MEHRBEREICHSBLINDNIETE

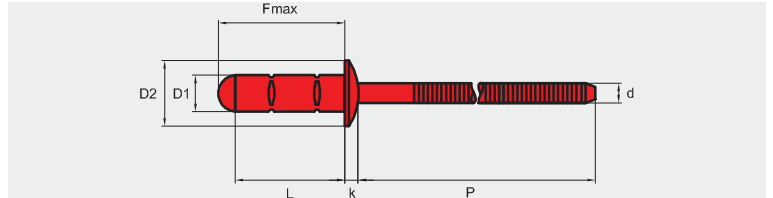
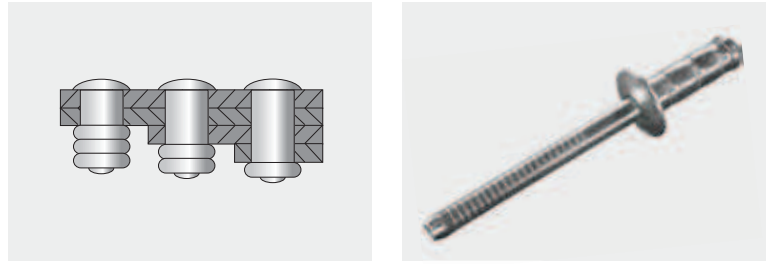
FLACHRUNDKOPF MIT GERILLEM NIETDORN

MULTIGRIP BLIND RIVETS

DOMED HEAD WITH GROOVED MANDREL

RIVETS MULTI SERRAGE


TÊTE PLATE AVEC CLOU CANNÉLÉ

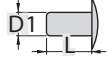







Edelstahl A4 [1.4401]
Stainless steel A4 [AISI 316]
Acier inox A4 [1.4401]


Edelstahl A4 [1.4401]
Stainless steel A4 [AISI 316]
Acier inox A4 [1.4401]







Ø 3,2 mm

D1 = 3,2 + 0,08 / - 0,15 mm
D2 = 7,3 + 0 / - 0,25 mm
k = 1,1 + / - 0,15 mm
d = 2,0 mm
P = ≥ 27,0 mm
L = + 1,0 / - 0,2 mm
 3,3 mm


	F-Max		CODE				
3,2 x 8,0 mm	12,0 mm	1,0 - 5,0 mm	70448 32800	1450 N	2300 N	1000	10000
3,2 x 10,0 mm	14,0 mm	1,0 - 6,0 mm	70448 32100			1000	10000
3,2 x 12,0 mm	16,0 mm	1,0 - 7,0 mm	70448 32120			1000	10000







Ø 4,0 mm

D1 = 4,0 + 0,08 / - 0,15 mm
D2 = 8,1 + 0 / - 0,25 mm
k = 1,2 + / - 0,15 mm
d = 2,6 mm
P = ≥ 27,0 mm
L = + 1,0 / - 0,2 mm
 4,1 mm

	F-Max		CODE				
4,0 x 10,0 mm	14,0 mm	1,5 - 6,0 mm	70448 40100	2650 N	3600 N	500	5000
4,0 x 12,0 mm	16,0 mm	3,5 - 7,5 mm	70448 40120			500	5000
4,0 x 15,0 mm	19,0 mm	6,0 - 10,0 mm	70448 40150			500	5000

Ø 4,8 mm

D1 = 4,8 + 0,08 / - 0,15 mm
D2 = 9,8 + / - 0,29 mm
k = 1,75 + / - 0,25 mm
d = 3,2 mm
P = ≥ 27,0 mm
L = + 1,0 / - 0,2 mm
 4,9 mm

	F-Max		CODE				
4,8 x 10,0 mm	14,5 mm	1,5 - 6,0 mm	70448 48100	4000 N	5000 N	500	5000
4,8 x 12,0 mm	16,5 mm	3,0 - 7,5 mm	70448 48120			500	5000
4,8 x 15,0 mm	19,5 mm	6,5 - 10,5 mm	70448 48150			500	5000
4,8 x 17,5 mm	22,0 mm	9,0 - 12,5 mm	70448 48175			500	5000