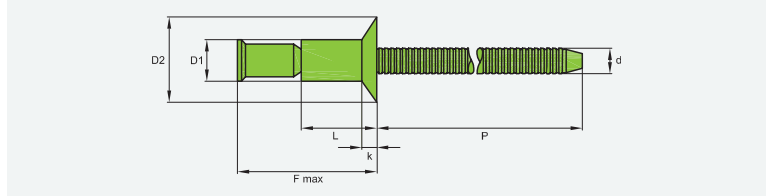
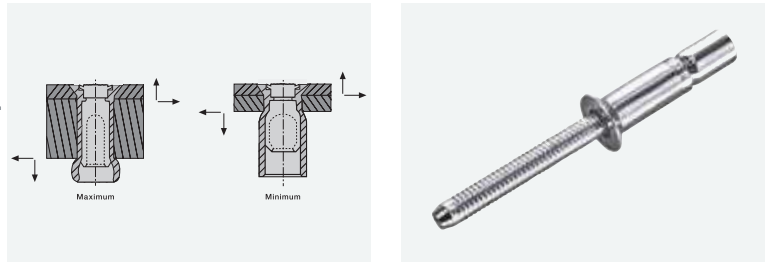



## SENKKOPF (100°) MIT GERILLTEM NIETDORN COUNTERSUNK HEAD (100°) WITH GROOVED MANDREL TÊTE FRAISÉE (100°) CLOU CANNELÉ

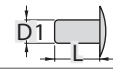









Edelstahl A2 [ 1.4301 ]  
Stainless steel A2 [ AISI 304 ]  
Acier inox A2 [ 1.4301 ]


Edelstahl A2 [ 1.4301 ]  
Stainless steel A2 [ AISI 304 ]  
Acier inox A2 [ 1.4301 ]

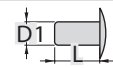







### Ø 4,8 mm

D1 = 4,8 +/- 0,09 mm  
D2 = 8,3 mm min.  
k = 2,2 mm max.  
d = 3,0 mm (Ref.)  
P = ≥ 27,0 mm  
L = +/- 0,99 mm  
 4,9 - 5,1 mm

	F max							
4,8 x 12,0 mm	20,0 mm	3,2 - 8,4 mm	77799 48120	6400 N	5100 N	445 N	250	2500
4,8 x 16,0 mm	26,3 mm	3,2 - 12,2 mm	77799 48160				250	2500

### Ø 6,4 mm

D1 = 6,4 +0,1 / - 0,11 mm  
D2 = 10,1 mm min.  
k = 2,4 mm max.  
d = 4,0 mm (Ref.)  
P = ≥ 31,0 mm  
L = +/- 0,99 mm  
 6,6 - 7,0 mm

	F max							
6,4 x 16,0 mm	26,4 mm	3,2 - 12,0 mm	77799 64160	11700 N	10400 N	1112 N	250	2500



Zur Verarbeitung der Hochfestigkeitsblindniete „M-LOCK“ ist ein spezielles Mundstück zu verwenden.  
For the processing of the high strength blind rivets „M-LOCK“ a special nosepiece must be used.  
Vous devez utiliser une pièce de pose spéciale pour poser les rivets à haute résistance „M-LOCK“.

<sup>1)</sup> typische Werte typical values valeurs typiques

Technische Änderungen vorbehalten Subject to technical modifications Sous réserve de modifications (techniques)