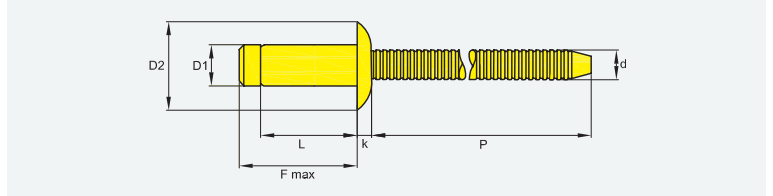



FLACHRUNDKOPF MIT GERILLTEM NIETDORN DOMED HEAD WITH GROOVED MANDREL TÊTE PLATE CLOU CANNELÉ



Stahl verzinkt
Steel zinc plated
Acier zingué

Stahl verzinkt
Steel zinc plated
Acier zingué

Ø 6,4 mm

D1 = 6,4 + 0,15 / - 0,15 mm

D2 = 13,0 + 0,4 / - 0,2 mm

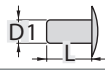






k = 3,0 + 0,40 / - 0 mm

d = 4,0 mm (Ref.)

P = ≥ 30,0 mm

L = + 0,99 / - 0 mm

 6,6 - 6,9 mm

	F max		CODE					
6,4 x 9,0 mm	13,7 mm	1,5 - 3,5 mm	76200 64900	8900 N	7100 N	1112 N	250	2500
6,4 x 10,0 mm	15,0 mm	2,8 - 4,8 mm	76200 64100	10200 N			250	2500
6,4 x 11,0 mm	15,6 mm	3,4 - 5,4 mm	76200 64110	10600 N			250	2500
6,4 x 12,0 mm	17,0 mm	4,8 - 6,8 mm	76200 64120				250	2500
6,4 x 14,0 mm	19,0 mm	6,8 - 8,8 mm	76200 64140	12700 N			250	2500
6,4 x 15,0 mm	20,0 mm	7,5 - 9,5 mm	76200 64150				250	2500
6,4 x 16,0 mm	21,0 mm	8,8 - 10,8 mm	76200 64160	13600 N			250	2500
6,4 x 17,0 mm	22,0 mm	9,8 - 11,8 mm	76200 64170				250	2500
6,4 x 18,0 mm	23,0 mm	10,8 - 12,8 mm	76200 64180				250	2500
6,4 x 19,0 mm	24,0 mm	11,8 - 13,8 mm	76200 64190				250	2500

¹⁾ typische Werte typical values valeurs typiques

Technische Änderungen vorbehalten Subject to technical modifications Sous réserve de modifications (techniques)