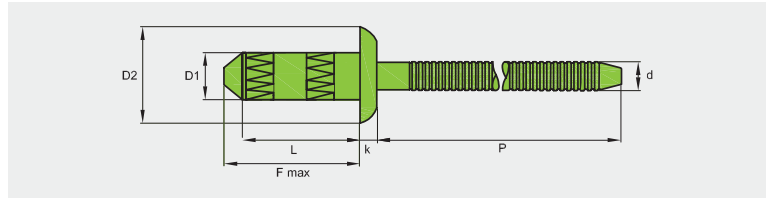
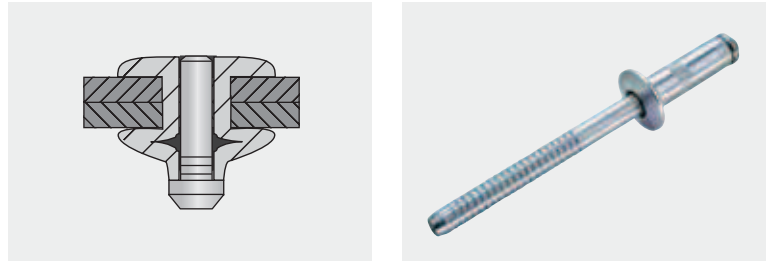



FLACHRUNDKOPF MIT GERILLTEM NIETDORN DOMED HEAD WITH GROOVED MANDREL TÊTE PLATE CLOU CANNELÉ

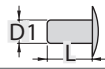









Edelstahl A2 [1.4301]
Stainless steel A2 [AISI 304]
Acier inox A2 [1.4301]


Edelstahl A2 [1.4301]
Stainless steel A2 [AISI 304]
Acier inox A2 [1.4301]

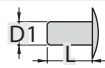







Ø 3,2 mm

D1 = 3,2 + 0,09 / - 0,15 mm
D2 = 6,0 + 0,24 / - 0,24 mm
k = 1,4 mm max.
d = 2,0 mm (Ref.)
P = ≥ 27,0 mm
L = + 0,99 / - 0 mm
 3,3 - 3,4 mm


	F max							
3,2 x 7,0 mm	9,5 mm	1,0 - 3,0 mm	72300 32700	1600 N			1000	10000
3,2 x 9,0 mm	11,5 mm	3,0 - 5,0 mm	72300 32900	1700 N	2000 N	350 N	1000	10000
3,2 x 11,0 mm	13,5 mm	5,0 - 7,0 mm	72300 32110	3200 N			1000	10000

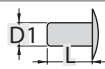







Ø 4,0 mm

D1 = 4,0 + 0,09 / - 0,15 mm
D2 = 7,8 + 0,29 / - 0,29 mm
k = 1,7 mm max.
d = 2,45 mm (Ref.)
P = ≥ 27,0 mm
L = + 0,99 / - 0 mm
 4,1 - 4,3 mm

	F max							
4,0 x 8,0 mm	11,0 mm	1,0 - 3,0 mm	72300 40800	2800 N			500	5000
4,0 x 10,0 mm	13,0 mm	3,0 - 5,0 mm	72300 40100	5200 N	4000 N	400 N	500	5000
4,0 x 12,0 mm	15,0 mm	5,0 - 7,0 mm	72300 40120				500	5000

Ø 4,8 mm

D1 = 4,8 + 0,09 / - 0,15 mm
D2 = 9,3 + 0,29 / - 0,29 mm
k = 2,0 mm max.
d = 3,15 mm (Ref.)
P = ≥ 27,0 mm
L = + 0,99 / - 0 mm
 4,9 - 5,1 mm

	F max							
4,8 x 9,0 mm	12,0 mm	1,5 - 3,5 mm	72300 48900				500	5000
4,8 x 12,0 mm	15,0 mm	3,5 - 6,0 mm	72300 48120	5500 N	5000 N	445 N	500	5000
4,8 x 14,0 mm	17,0 mm	6,0 - 8,5 mm	72300 48140				500	5000

¹⁾ typische Werte typical values valeurs moyennes

Technische Änderungen vorbehalten Subject to technical modifications Sous réserve de modifications (techniques)